


HOW NOTES ARE WRITTEN


6

Musical notes are written on groups of five lines called 'staves':



A staff

The notes may be written on any 'line':




or in any 'space' between lines:



this counts as a 'space'


this counts as a 'space'

The piano needs two staves: one for the top half of the instrument:




This sign is called the 'Treble Clef'

and one for the bottom half:



This sign is called the 'Bass Clef'

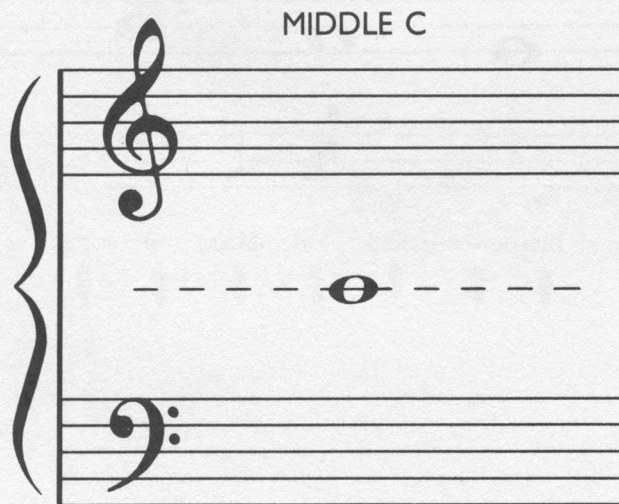
The two staves are joined together by a 'brace':



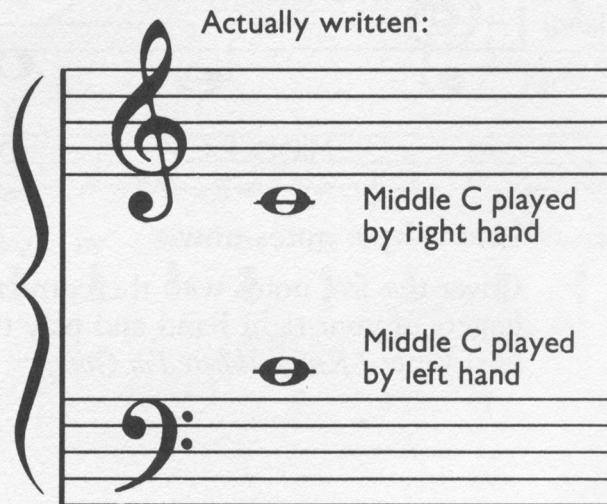
The notes on the upper staff (indicated by the Treble Clef) are usually played by the right hand.

The notes on the lower staff (indicated by the Bass Clef) are usually played by the left hand.

Middle C falls on a line exactly between the two staves.



MIDDLE C




Actually written:

Middle C played by right hand

Middle C played by left hand


The Middle C line is never drawn in its entirety since that would cause confusion with the other lines. A partial line is all that is needed:

MIDDLE C



Such partial lines are called 'ledger lines.'

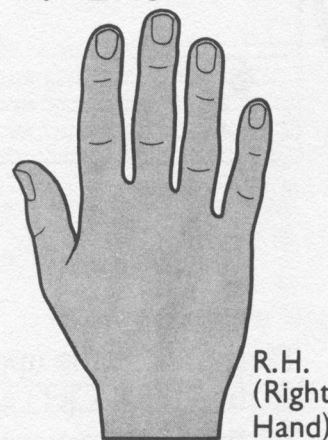
Now let's see how your first five notes for right hand are written:



Learn these notes now.

Cover the five notes with the correct fingers of your right hand and play the next tune: *I Know Where I'm Going*:

Cover the five notes Middle C to G with the fingers of your right hand:



R.H.
(Right Hand)

You used these notes in *When The Saints Go Marching In*, on page 11.

I KNOW WHERE I'M GOING

Words & Music: Herbert Hughes

R.H. (right hand)

1 3

I know where I'm go - ing and I know who's goin' with me

5 1 2

I know who I love, but my dear knows who I'll mar - ry

1 3

She has stockings of silk and shoes of bright green leath - er

5 1 2

Combs to buckle her hair and a ring for ev - 'ry fin - ger.